



**Cerritos Center**  
for the Performing Arts

## Technical Information Package

### Contact Information

#### **Technical Staff (562) 916-8520**

##### **Operations Manager, Technical Director**

Tom Hamilton  
ext. 8522 or  
(562) 916-8522

##### **Stage Crew Supervisor,**

ext. 8506 or  
(562) 916-8506

##### **Technical Events Coordinator,**

K. James King  
ext. 2836

##### **Rigger/Master Carpenter,**

Rogan Girard  
ext. 2831

##### **Audio/Video Engineer,**

Jack Hayback  
ext. 2841

##### **Master Electrician,**

John Palmer  
ext. 2842

##### **Security Office/ Stage Door**

562/ 916-8508

##### **Road Crew Production Office**

(562) 916-8503-  
Incoming  
ext. 8504 Outgoing



**Lyric** - A 1,311 to 1,391 seat proscenium theater for musical theater, dance and popular music performances. An Orchestra Pit or acoustical shell is available.

**Drama** - A 921 to 1,083 seat proscenium theater for plays, recitals and chamber music performances. An optional upstage acoustical shell is available.

**Arena** - A 1,691 to 1,721 seat arena setting, with 500 floor seats surrounded by box seats and balconies on one side for popular music, comedy and jazz performances.

**Concert** - A 1,493 to 1,629 seat concert hall with in-the-round seating and acoustic concert ceiling panels for orchestras, recitals and acoustic performances.

**Cabaret** - A 1,324 to 1,504 seat cabaret setting with up to 67 tables and 412 chairs on a flat floor, surrounded by box seats and balconies, for jazz and other music performances. Exhibitions and conventions are also available with the floor cleared.

**In-the-Round** - A 1,845 to 1,934 seat in-the-round theater for popular music, comedy and jazz performances.

### Contact Information

#### **Administration Staff (562) 916-8510**

##### **Executive Director**

Jeff Thielke  
ext. 8518

##### **Deputy Executive Director**

Cris Laroco  
ext. 8516

##### **Management Analyst**

Paula Eagleman  
ext. 8851

#### **Ticket Office (562) 916-8500 or (800) 300-4345**

##### **Senior Ticket Office Coordinator,**

Matthew Milla  
ext. 2962

#### **Front of House Staff (562) 916-8510**

##### **Patron Services Manager**

Jennifer Mireles  
ext. 8530

##### **House Manager/ Hospitality**

#### **Special Events Staff (562) 916-8527**

##### **Events Coordinator**

Nicole Castelo  
ext. 8527

# General Information

## Local Services

Nearby (1/4 mile to 1 mile) - grocery store, movie theater, Wal-Mart, shopping center, office supplies, parks and many other recreational facilities. ~ see map on next page

### **Nearest Drug Store**

WALMART  
Store: 7:00am – 11:00pm  
Pharmacy: M-F 9-9; Sa 9-7; Su 10-6  
12701 Towne Center Dr  
(562) 924-1468

WALGREENS  
24hr store & pharmacy  
(corner of Lakewood Blvd. & South St.)  
5829 Lakewood Blvd.  
Lakewood, (562) 817-5690

### **Hotels**

SHERATON CERRITOS  
12725 Center Court Drive  
Cerritos – (562) 809-1500  
**Closest Hotel- Across Courtyard**

### **Restaurants/ Grocery**

#### **Town Center Area within 5-10 min walk ~ see map on next page**

WOOD RANCH GRILL	DIMASSI MEDITERRANEAN	BEST BUY
ROMANO'S MACARONI GRILL	TRADER JOE'S	PLANET FITNESS
FRIDAY'S	WAL MART	

#### **Food Court Area**

IHOP; RUBIO'S BAJA GRILL; STARBUCKS; ISLANDS BURGERS; PIEOLOGY; and others

#### **Bloomfield/ Artesia Corner**

JERSEY MIKES; CHIPOTLE; CHEVRON Gas Station (Closest BIO-DIESEL)

#### **Los Cerritos Mall area within 10 min drive ~ ask stage door or hospitality staff for directions**

BJ'S RESTAURANT & BREWERY	LAZY DOG RESTAURANT
BUFFALO WILD WINGS	LUCILLES SMOKEHOUSE BBQ

### **Band/ Music Equipment**

GUITAR CENTER- CERRITOS  
11159 183<sup>rd</sup> St.  
10 min from CCPA  
(562) 402-4106

### **Emergency Information**

Emergency Medical Services are on duty during all performances to provide first aid.

### **Fire/Police/Paramedic: 911**

#### **Nearest Hospital:**

**LA PALMA INTERCOMMUNITY HOSPITAL**  
7901 Walker Street  
La Palma, CA  
(714) 670-7400

Contact Hospitality for additional local services

# Cerritos Town Center Area



# Venue Information/ Stage Management

## Dressing Rooms

Located on the 1<sup>st</sup> and 2<sup>nd</sup> floors in the Actors Block off-stage left. 10 dressing rooms accommodate a total of approximately 60 performers. Each room is equipped with mirrors, make-up lights, sinks, showers, toilet facilities, rolling racks, audio show relay and paging.

### 1<sup>st</sup> Floor Dressing Rooms

Rm#	Capacity
1	4
2	2
3	4
4	6

### 2<sup>nd</sup> Floor Dressing Rooms

Rm#	Capacity
5	4
6	14
7	16
8	4
9	4
10	4

**Production Office:** A Production Office is available for road crews in the Actors block next to the stage door. It has two (2) phone lines and wifi internet access.  
(562) 916-8503/ 8504

**Green Room:** Located on 1<sup>st</sup> Floor Actors Block Off-stage left. Equipped with chairs, sofa, restrooms, show audio and video monitors, page. Capacity for 5-20

**Staff Kitchen:** Located on the 1<sup>st</sup> floor off-stage left. Equipped with sink, refrigerator, microwave, ice machine, vending machines, coffee machine, and hot water. In house hospitality kitchen adjacent to Green Room.

**Rehearsal Room:** There are no rehearsal rooms available on site. Please contact the Technical Director for assistance in finding a local rental hall.

**Handicapped Access:** All Dressing rooms and stage are wheelchair accessible. DR #10 & #2 have accessible shower and toilet. Arena stage has wheelchair lift available with advance notice. Tech booth has wheelchair lift

## Load-in

**Stage door/artist entrance:** Southwest side of building. Enters into dressing room area.

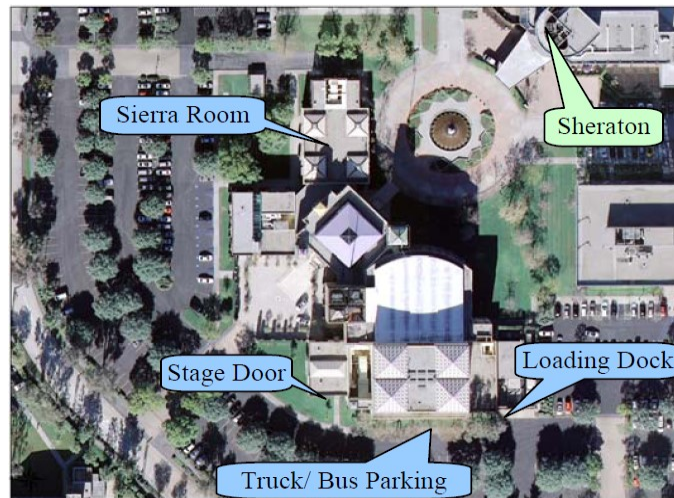
**Loading dock:** Southeast corner of building.  
(see map below and pg. 5)

**Dock bays:** 2 - 45' Long, 48" h sunken loading bays with leveling plates.  
1 - 45' long ramp.

Outer loading door from dock to shop: 13' 8" W, 13' 8" H.  
Inner loading door from shop to stage: 14' 9" W, 19' 10" H.

**Load-In Path:** From trucks, equipment makes a 90 degree turn through loading door, through scene storage area and into theater from the stage right side. "In-the-round" configurations (Arena, Concert, Cabaret) place significant restrictions on loading in large items (5' 10" W x 6' 10" H or 4' W x 8'-5" H depending on access- See page 11 below) because inside loading door is blocked by seating towers. Arena ramp to stage is 34 ½" wide. Please consult with Technical Director regarding dimensions of equipment to be loaded-in.

**Freight Elevator:** Available to the Basement (orch pit), 1<sup>st</sup> & 2<sup>nd</sup> floor Actors block



## Truck/ Bus Parking



## Loading Dock Doors

## Parking

**Truck parking:** May leave trailers up to 50' long in bays with tractors attached, yet max. length allowing bay doors to close is 44'.

**Buses and cars:** May park in lots to south side of building. No parking passes required. CCPA lot is open and free to the public.

Contact Technical Director to reserve parking spaces for overnight truck or bus access.

## Wardrobe

**Wardrobe room:** Located on 2<sup>nd</sup> floor in Actors Block off-stage left. Equipped with sink and the following:

**Washing Machines:**  
3 Commercial Washers,  
4.5Cu.ft capacity

**Dryers:**  
2 Maytag Commercial  
Dryers, 30lb capacity

**Steamers:**  
3 Jiffy J-3 Commercial  
Steamers

**Irons & Boards:**  
2 Irons and Boards

**Rolling Costume Racks:**  
10-12 Available

**Nearest Dry Cleaners:**  
Martell's Cleaners  
12025 South Street  
Artesia, CA  
(562) 865-2266  
www.martellscleaners.com

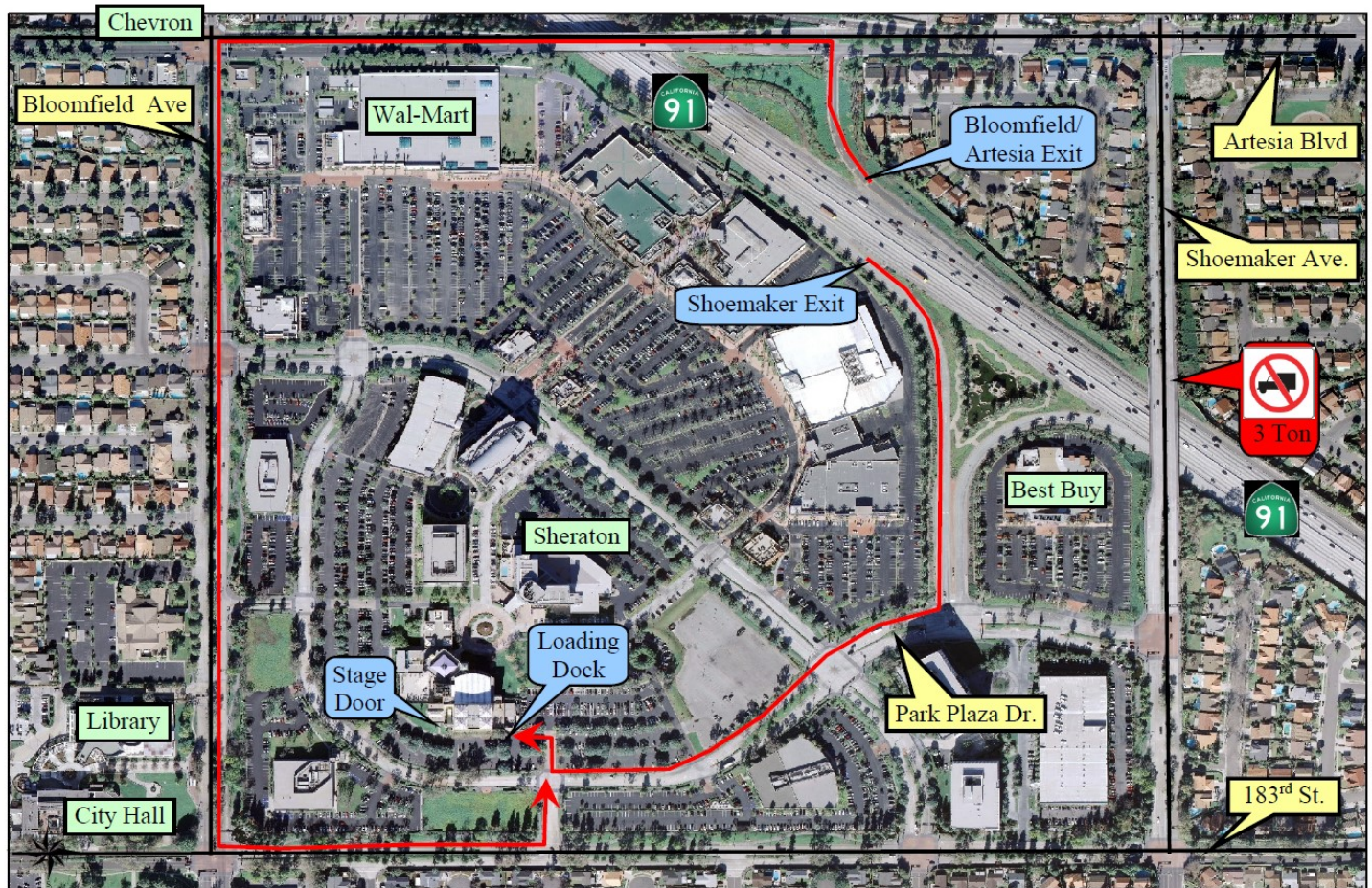
**Stage Managers Console:**  
Located stage left. Equipped with headset communication, desk light, house light controls via Unison panel, work light controls, back stage page microphone video monitor and audience recall chime control.

**Policies:** Standard Crew Show  
Call 1.5 hrs prior to curtain. Lobby opens 1hr prior. House opens 30min prior.

# Directions/ Truck Route



Cerritos Center for the Performing Arts is located in the City of Cerritos on the LA/ Orange County border off of California Highway 91, between Interstates 5 and 605.



### Truck Route and Information:

Shoemaker Ave. bridge over Hwy 91 has a 3 ton restriction ~ see map above

Closest BIO DIESEL fuel is at CHEVRON on the corner of Bloomfield and Artesia or #2 DIESEL at CHEVRON at 13356 South St, Cerritos, 90703

### Map Application Address:

If using a mapping application, use the following address for better directions to the Loading Dock/ Stage Door:  
**18298 Park Plaza Dr., Cerritos 90703.**

Contact Technical Director to reserve parking spaces for overnight truck or bus access

# Audio/ Visual

Department Contact: Jack Hayback – ext. 2841 – audio@cerritoscenter.com

## Power:

All transformer isolated

200A, 120/208V, 3-phase, 5 wire **upstage right**

200A, 120/208V, 3-phase, 5 wire **under stage right**

200A, 120/208V, 3-phase, 5 wire **under first balcony House Left near F.O.H. mix position**

All locations are camlok outs w/ disconnect switch

## House Mix and Processing

### House Mixing Desk

Digico Quantum 338- 112 inputs

### House Mix Position

Rear center of Orchestra Section in front of balconies on variable-height lift. House equipment sits on air-castered wagon and can be easily cleared to make space for road equipment.

**Dimensions:** 18' wide by 8' 6" deep

### IR Audience Listening System- RF Transmitter; tcoil compatible

Listen Technologies; available from front of house staff in lobby.

### Paging

Available to all dressing rooms and backstage areas, controlled from Stage Manager's Desk



View from FOH - Arena



View from FOH - Lyric

### Stage Manager's Desk

Mobile, with connections available Stage Left or Right. Equipped with intercom, house/work light controls, backstage paging and stage video.

### Show Communication

(12) Clear-Com wired beltacks with headsets are available at key locations

(8) Clear-Com Free Speak wireless beltacks and headsets

### Show Video Relay

Supplies video program to front of house and backstage areas

### Show Audio Relay

Supplies audio program to front of house and backstage areas

## House Speakers (systems vary with building set-ups)

### Flown Line Array Left/Right: (Arena and Lyric Configs)

(12) Per side Nexo GEO D ~ See picture above and bottom of next page

### Subs and Fill on Floor: (Arena Config ONLY)

(2) Per Side Nexo GEO Sub – 2 Per Side Nexo CD 18

(1) Per Side Nexo GEO D on top of GEO Subs

(4) Meyer MSW Subs

### Center Cluster: ( Lyric Config ONLY)

(8) Meyer MSL-2 bi-amped cabinet (flown 4 under 4)

ALL SYSTEMS DRIVEN BY: Yamaha DME64

### Front Fills:

**Arena:** (4) total Yamaha IF2205

**Lyric:** (8) Bose FRS-1 front fill speakers

### Upper Balcony Cluster (delayed):

(4) Total Yamaha IH2000 High/Mids

### Enhancement Zones (delayed):

(22) Bose FRS-5 - Under mid/lower balcony

Front fill\* - 8 Bose FRS-1 front fill speakers

\* Main Center Cluster, Side Stacks and Side Fills are set up appropriately for each particular theater configuration.

(Lyric, Drama, In-The-Round, Arena, Concert and Cabaret).

## Mic Lines and Splitters

### House Snake System:

57 line split to key locations in the House (FOH, Monitors SL & SR, Isolation Booth & Truck split)  
Remote recording tie in at the loading dock, & 2nd floor control / amp room.

## Monitor Equipment

- Console: Digico Quantum 338
- Speakers:**
- (12) Nexo 45N12
  - (18) Yamaha IF2112M (Active) - Wedge Monitors (12"x 2")
  - (2) Yamaha IF2115 (Active) - Wedge Monitors (15"x 2")
  - (6) Yamaha IF2108 (Passive) - Wedge Monitors (8"x1")
  - (9) Yamaha NXAMP 4x4 Power Amps
  - (4) Yamaha IF3115 - Full Range Side Fills
  - (1) Yamaha IS1118 - Drum Sub
- In Ears:**
- (4) Shure PSM1000 (Artist to provide ear buds)
  - (4) Sennheiser Receivers (Artist to provide ear buds)

Contact the Audio Department for all additional audio requirements.

## Microphones

- |   |  |
|---|--|
| (12) AKG C460 EB Cardioid Condenser Pre-Amplifier                   | (1) EV-Re20 Dynamic                          |
| (4) AKG C414B FET Condenser; large diaphragm, 4 selectable patterns | (5) SENNHEISER 421 Dynamic Microphone        |
| (2) AKG C567E Lavalier Condenser                                    | (12) SHURE SM58 Dynamic                      |
| (4) CROWN PZM-6LP Pressure Zone Microphone                          | (12) SHURE SM57 Dynamic                      |
| (4) NEUMANN KMR 82i Shotgun Condenser                               | (3) SHURE Beta 58 Dynamic                    |
| (5) Audix OM-5 Dynamic  | (3) CROWN PCC-160 Boundary / Area Microphone |
| (1) AKG 535 EB Condenser  | (18) Direct Box                              |
| (2) Shure Beta 87 Condenser   | (2) Shure Beta 97                            |
|   | (6) Shure Beta 98                            |

## Wireless

- (12) Shure AD40 RF Combo Systems
- (10) Shure UHF-R RF Combo Systems
- (10) Beta 87 Capsules
- (10) SM 58 Capsules
- (6) Shure KSM-9 Capsules


Accessories Include:  
cables, stands, suspension mounts, boom arms, direct boxes, etc.

Contact Audio Dept. with mic input list and additional requirements. All Mic inventory subject to change.

## Video Equipment

- |   |  |
|---|--|
| 2- Christie Digital Roadster WU14K-M DLP Projectors; 1920x1200 Hanging Position on the front of the Gold Level Balcony rail; 4.1-6.9 lenses allow for house screens to hang in most configurations- Double stack available; Hard line SDI, power and Network installed to hang location | Blackmagic ATEM Television Studio Pro HD           |
| 2- 21'w x 16'h; 16:10 Fast Fold Truss Front projection screens  | Blackmagic Smart Hub 12 x 12                       |
|   | Blackmagic Web Presenter                           |
|   | Blackmagic ATEM Television Studio HD               |
|   | 4- 32" NEC Displays                                |
|   | 2- 60" LG Display w/ 6' floor stands               |
|   | 2- Macbook Pro laptops w/ Keynote and Playback Pro |
|   | Windows 10 Thinkpad w/ Powerpoint                  |

Misc SDI Distribution amplifiers, HDMI/SDI convertors; Decimators; SDI and HDMI Cables




### View Showing Arena Line Array

Same cabinets for Lyric, just in different position

### View Showing Projector Hang Location

& see picture pg 9



# Band Gear

All gear is available to rent **FOR ADDITIONAL COST**  
Please confirm cost and availability with Operations Manager

## **Music Equipment**

Yamaha 9' Concert Grand  
2~ Steinway D, 9' Concert Grand  
Steinway L, 6' Baby Grand  
Steinway K-52 Upright  
Yamaha Motif ES8  
Bass Amp AMPEG 4x10" with SVT 450 Head  
Fender Hot Rod Deluxe III  
Roland KC150 Keyboard Amp

(artists responsible for all other gear not in-house)

## **Accessories:**

(4) Cushioned Piano Benches  
(3) Wooden Piano Benches  
(12) Tall Black Stools  
(6) Short Black Stools  
(140) Black Orchestra Chairs  
(80) Music Stands  
(80) Music Stand Lights  
(4) Wenger tablet stands  
(2) Pro-line desktop music stands  
(1) Gold Piano light  
(3) Black piano lights  
8' x 8' Drum Carpet (Grey)  
Full assortment of Yamaha Hardware  
(2) Yamaha Sustain Pedal  
Yamaha Foot Switch FC 5  
BOSS Volume Pedal FV 50  
Keyboard single tier X-stand  
Keyboard Single Tier 4 leg stand  
K&M Sax Stand  
Hamilton Sax Stand  
(10) Ultimate Guitar stands, Hang style  
Boss TU-3 Pedal Tuner

## **YAMAHA Absolute Maple Nouveau Drum Set**

### **Bass Drums**

18x14  
20x16  
22x16  
24x16

### **Rack Toms**

8x7  
8x8  
10x7.5  
10x8  
12x9  
12x10  
13x9  
13x10  
14x12  
15x13  
16x14

### **Snare Drums**

14x3.5  
Garibaldi Blue  
Steel  
14x4 Maple  
14x5.5 Maple  
14x6.5 Brass

### **Thrones**

(3) Standard Yamaha  
(1) Wide back  
(1) RocnSoc Manual  
(1) RocnSoc Nitro

### **Floor Toms**

14x14  
15x14  
16x16  
18x16

Full Hardware Package &  
Zildjian Cymbals also available



# Carpentry

**Department Contact:** Rogan Girard ~ ext. 2831 ~ carp@cerritoscenter.com

The house employs very strict safety guidelines involving rigging. All rigging is to be approved and or modified as necessary by the Master Carpenter/Rigger. Contact Master Carpenter/Rigger for specific stage rigging equipment requirements.

**Fly Loft:** available when acoustic ceiling panels aren't used (Lyric or Drama)

**Grid:** suspended grid of 4" w channel iron with 15/16" slots and overhung loft blocks.

**Grid height:** 82' 0"

**Access to grid:** staircase stage left, no elevator

**Loading bridges:** + 42' level + 62' level + 77' level

**Counterweight locking rail position:** stage left, + 0' (stage) level

**Pin rail position:** stage left and right, + 42' level

**Linesets** - available when overhead acoustic ceiling panels are not used (Lyric or Drama)

**Linesets:** single-purchase counterweight.

**Total numbered linesets:** 69,

numbered 1 through 69 and includes:

(2) motorized permanent electrics (#5 and #20).

(2) sets of side tabs, 1-Drama, 1-Lyric.

**Additional non-numbered linesets:**

(4) motorized side-lighting ladder sets

2 sets stage left, 2 sets stage right, 8 total

(3) motorized concert ceiling panels

**Usable loading capacity per lineset:**

2000 lbs. linesets #5 and #20 (motorized elecs)

400 lbs. linesets #64 and #65 (DS side tabs)

1400 lbs. all other linesets

**Arbor length:** 8'

**Standard house brick weight:** 23, 19, & 10 lbs.

**Total weight available** (after balancing normal house equipment): approx. 53,110 lbs.

**Distance between linesets:** varies. See separate Lineset charts

**Number of Linesets, available by stage configurations:**

Config	# Avail	Lineset #'s
Drama:	39	(See LYRIC Lineset Chart)
Lyric:	44	(See DRAMA Lineset chart)
In-The-Round:	NONE	concert ceiling in place
Concert:	NONE	concert ceiling in place
Arena/Cabaret	1	#65

**Proscenium Opening:** 51'w x 33'h to tower and flipper edges (Lyric and Drama Only)

House Hard Torm and Teaser working trim is approx.

40'w x 25'h

Maximum Hard Torm width is 46'

**Battens:** Flat-trussed, 1 1/2" pipe, on 6 pick-up lines & 11' 0" centers.

Maximum flying height: + 80' 2"

Minimum flying height: + 3' 3"

Batten length: 56' 6", extendible to 62' 6"

**Side tabs:** Up-downstage-width: 65'

Distance from Centerline: 32' 6"


**Rigging** - varies depending on the stage configuration

**F.O.H. rigging points:** Limited access between lighting bridges #1, #2, and none available at #3. Points consist of graded steel eye-bolts protruding through ceiling directly above bridges. Rigging requires significant bridling to clear lighting bridges and ceiling baffles. F.O.H. rigging requires sufficient advance notice.


**Stage rigging points:** points are available virtually anywhere in the fly loft (Lyric). Low-load points taken directly from the grid's channel iron using grid baskets or motor stands (6 in house). High-load points may be taken from the grid's overhung I-beams and requires bridling.

**No-rigging zone:** between the F.O.H. rigging points and the fly loft, approximately 19' wide upstage to downstage and spanning the entire width of the auditorium. In-The-Round Configuration, the no-rigging zone lies directly above the center of the stage. Lighting and sound truss running upstage to downstage must be able to span the no-rigging zone. Minimum truss length upstage to downstage is 20' (outside dimensions). In Arena, Cabaret, and Concert with ceiling panels above stage, rigging points downstage and midstage between panels or three (3) holes in the upstage panels. In Lyric & Drama, areas where ceiling panels pivot and store; See picture below or lineset charts

**Rigging accessories include:** span sets, steel slings, shackles, spotting sheaves, hand line, and (15) one ton chain motors, (4) half ton chain motors, (6) 500lb chain motors, trussing sections and safety equipment available upon request. Not all motors are available at all times. In Arena and Concert only four one-ton motors are available as the rest are used for house set-up.



Ceiling panels in the IN and OUT positions



View From Stage ~ Arena

## Stage Floor

Stage surface is a sealed, multi-layered epoxy product on top of a slightly sprung plywood subfloor. The stage **CANNOT BE DRILLED OR LAGGED**. Any damage to the stage surface will result in the company being charged for its repair.

## Stage Equipment

**Riser platforms:** aluminum frame, black PVC surface. Full black masking supplied. MAX LOAD 200lb sqft

- (85) Wenger versatile 4'x8' platform tops
- (8) Wenger versatile 4'x4' platform tops
- (4) Wenger Versatile 2'x8' platform tops
- (4) 3'x3' tri corners
- (4) 4'x4' tri corners
- (4) 2'x4' platform tops
- (2) 2'x2' platform tops

**Riser legs:** 4' x 8' platforms require six (6) legs each, 4' x 4' require four (4) legs each.

- (233) 8" aluminum legs (38 platforms)
- (176) 16" aluminum legs (29 platforms)
- (207) 24" aluminum legs (34 platforms)
- (202) 32" aluminum legs (33 platforms)
- (390) 40" aluminum legs (65 platforms)
- (56) 24"/28"/32"/36" variable height legs

**Choir risers:** (6) Wenger 3 or 4 - step, 6' L choir risers can be set-up straight or in an arc. Wenger 4x8 risers can also be used for a deeper choir riser

**Dance floor:** Harlequin reversible black/white 55' W x 40' L (6 rolls = 6'2" W x 55' L)

**Recital shell:** custom shell walls with integrated doors (6 sections, each: 12' 6" W x 16' H)

**Lectern/podium:** Two (2) available. Light ash, natural finish.

## Pipe and Drape V2.0

Consisting of 2' square bases with telescoping uprights and telescoping horizontals, with pocketed duvylene panels that fit on the horizontal cross members. Typically used to mask off stage areas or erect quick-change booths. Each plate and has three mounting positions. Black only.

### Vertical Telescoping Uprights

- (8) 9' telescopes to 20'
- (4) 7' telescopes to 17'
- (24) 6' telescopes to 14'
- (4) 3' telescopes to 7'

20 Small Base Plates: Weighs 17.5lbs.  
6 Large Base Plates: Weighs 35lbs

### Horizontal Telescoping Crossbars

- (4) 9' telescopes to 16'
- (8) 8' telescopes to 14'
- (18) 6' telescopes to 10'
- (4) 4' telescopes to 6'

### Drape Goods

- (2) 6'h x 13'w
- (6) 8'h x 6'w
- (7) 8'h x 13'w
- (2) 8'h x 12'w
- (4) 12'h x 21'w
- (5) 17'4"h x 21'w
- (2) 17'4"h x 10'w

## Drapes - soft goods available in Lyric or Drama

**Fire curtain:** rigid, motor driven (available in Drama and Lyric configurations only). Requires the first 2' downstage of the main Curtain be clear at all times.

**Main curtain:** Red, manually fly in or out (available in Drama and Lyric configurations only).

### Black masking

Quantity	Width	Height	Fullness
6	62' 0"	15' 0"	Flat

### Legs

2 pair (4)	21' 0"	30' 0"	Flat
2 pair (4)	15' 0"	30' 0"	Flat
2 pair (4)	12' 0"	30' 0"	Flat

### Side Tabs

1 pair (2)	36' 0"	30' 0"	50%
------------	--------	--------	-----

## Backdrops

### Black Half-Curtain

2 pair (4) 36' 0" 30' 0" 50%

### White Cyclorama - Unseamed muslin

1 65' 0" 30' 0" flat

### Black or White Scrim - Sharkstooth

1 of each 65' 0" 30' 0" flat

### White Bounce - Unseamed muslin

1 65' 0" 30' 0" flat

### Black Full-Curtain

Set of 4(4) 20' 0" 40' 0" 50%

(Used as Large Arena upstage blackout- NOT AVAILABLE IN LYRIC OR DRAMA)

## Orchestra

(80) Music Stands (80) Music Stand Lights (140) Padded armless black chairs Conductor Podium & Stand

## Lifts:


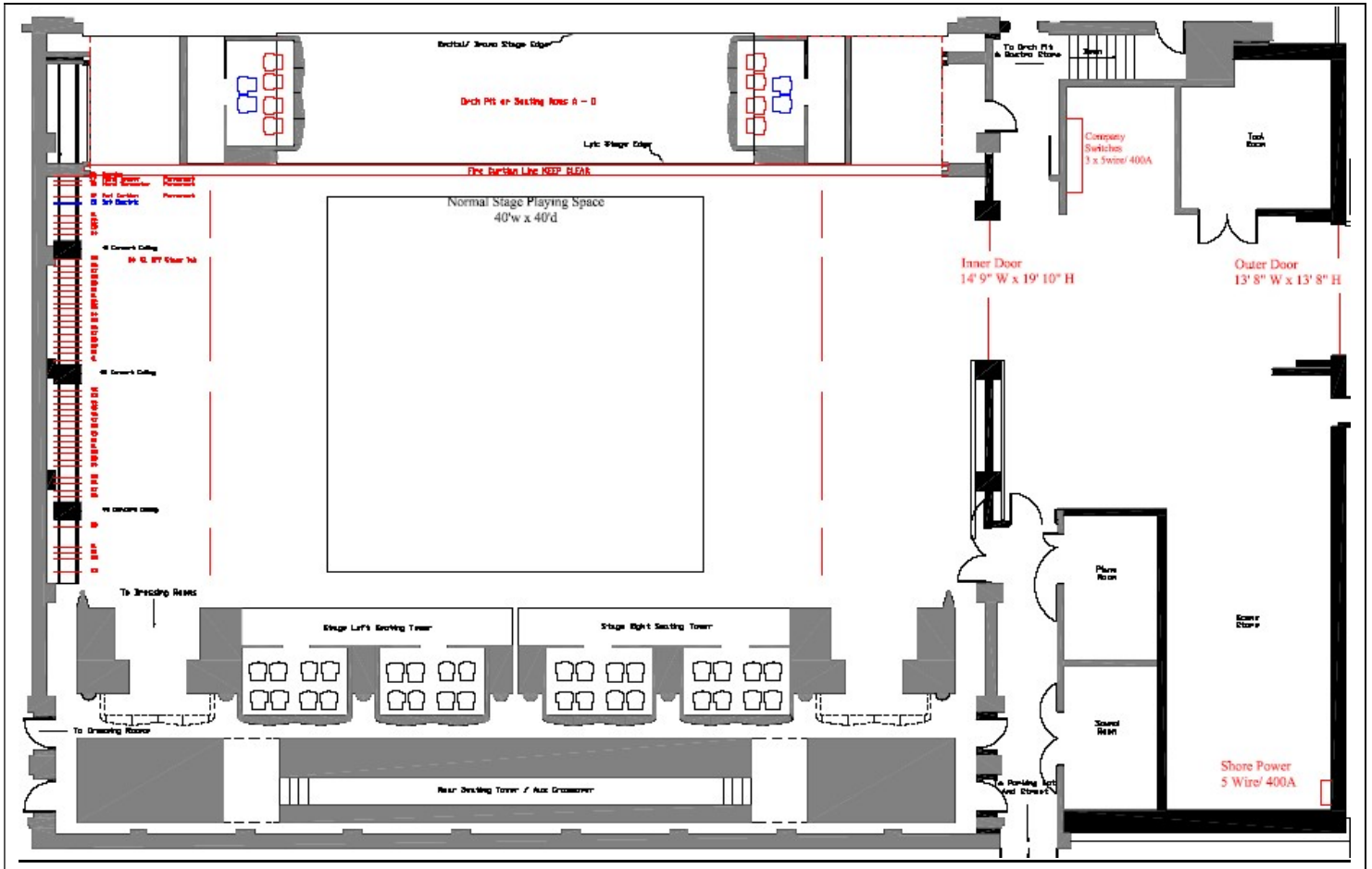
#1- Lift Aloft Man Lift; 25' Platform height; Battery powered; Drivable

#2- Genie; 1932 Scissor Lift; 25' working height


#2- Genie; 36' Platform height, battery powered. MUST USE OUTRIGGERS & LOWER TO MOVE

#3- Genie; 24' Platform height, battery powered. MUST USE OUTRIGGERS & LOWER TO MOVE


# Lyric Stage Drawing



Stage Door w/  
Seating Tower Blocking



Behind Tower



Path to USR

OR



## Arena Load-in Path

# Lighting

Department Contact: ~ John Palmer ~ ext. 2842 ~ lights@cerritoscenter.com

## Road Power Disconnects

### Lighting power:


Three (3) switches -- each rated: 400A 120/208V, 3 phase, 5 wire  
Located in scene storage off-stage right w/ cable run 25' through  
Floor trough to down-stage-right or 75' to mid-stage right

### Additional power locations:

400A, 120/208V, 3 phase, 5 wire **under stage left (-9 level)**  
400A, 120/208V, 3 phase, 5 wire **under grand tier House Right**  
400A, 120/208V, 3 phase, 5 wire **stage right pin rail (+42')**  
400A, 120/208V, 3 phase, 5 wire **stage right pin rail (+42')**  
200A, 120/208V, 3 phase, 5 wire **scene storage (Truck/ Bus Power)**  
100A, 120/208V, 3-phase, 5 wire **upstage left (Chain Motor Power)**  
(2) 30A, 120/208V, 3 phase, 5 wire **3<sup>rd</sup> floor booth**

### Audio power: (transformer isolated):

200A, 120/208V, 3-phase, 5 wire **upstage right**  
200A, 120/208V, 3-phase, 5 wire **under stage right (-9 level)**  
200A, 120/208V, 3-phase, 5 wire **F.O.H. under grand tier near house mix position (Party Store)**



## Production Dimmers

ETC Sensor Dimmers on dimmer-per-circuit basis.

**Production total:** 612 dimmers @ 2.4 Kw each; 34 dimmers @ 6.0 Kw each  
NOT ALL DIMMERS ARE AVAILABLE IN EACH CONFIGURATION

### Production Dimmer Control

**Main control console:** ETC Cobalt 20~ 4,096 outputs, 20 motorized masters per page  
ETC Net3

DMX connection points located:

Lighting control booth (on 2nd floor); Under stage left and right (for on-stage operation); Stage Right  
Rear of auditorium, orchestra level (for F.O.H. mix operation)

Additional ETCNet3 connections Mid Rail SR and FOH

**Focus remote:** ETC remote via Wi-Fi

**F.O.H. transfer panel:** located off-stage right in scene storage.

Allows access to 113, 20 amp, F.O.H. circuits, odd numbers only [1,3,5,...225]

## Architectural Lighting

**House light dimmers:** (86) ETC dimmers @ 2.4 kw each

House/work light control: either main or back-up control consoles, or ETC Unison panels located at lighting control booth,  
upstage  
left panel or stage managers desk.

## Follow spotlights:

(4) Strong Super Trouper, 2Kw Xenon~ Spot Booth

## Lighting Equipment

**Lighting instruments:** (inventory subject to change)

### Rep. Hang Inventory

Front of House:

(96) Source 4 19° 750W  
(20) Source 4 26° 750W  
(4) PAR 64  
(4) Colortran 5° ERS 1kw



**Follow Spot Booth**

## Floating Inventory

### Ellipsoidals

- (15) Source 4 19° ERS 750w
- (68) Source 4 26° ERS 750w
- (78) Source 4 36° ERS 750w
- (12) Source 4 50° ERS 750w
- (8) Source 4 10° ERS 750w
- (2) Source 4 5° Lens Tube
- (4) Colortran 5° ERS 1kW
- (8) Colortran 5° w/Iris ERS, 1kW
- (22) Colortran 12° ERS, 1kW
- (4) Colortran 12° ERS, 1kW

### Wash Lights

- (76) PAR 64 (Various 1kW lamps)
- (60) Colortran 8" Fresnel, 2 kW
- (20) Colortran 6" Fresnel, 1 kW

### Cyc Lights & Strip Lights

- (8) Colortran Far Cyc, 4-circuit, 1kW
- (8) Colortran Far Cyc, 1-circuit, 1kW
- (6) Altman T3 Ground Row  
(3cir/3lamp) 750W
- (7) MR16 Ministrips (3cir/10 lamp)  
75W EYS (spot)

### Miscellaneous

- (10) 8' PRT w/ 1 row of 6 1kW PAR 64
- (5) 8' PRT w/ 2 rows of 6 1kW PAR 64
- (10) ACL Bars- 4 lamps wired in series
- (4) 2 Lamp Molefays (2-M/N 2 N/N)
- (1) MDG Atmosphere Hazer
- (2) Martin Atomic 3000 Strobe

### Moving Lights

- (6) Chauvet Maverick Force 2 Profile
- (12) Chauvet Maverick Force 1 Spot
- (12) Chauvet Rogue R2X Wash
- (12) Chauvet Rouge Outcast 1L Beam

Check with CCPA Lighting Department about availability of Moving Light fixtures

### Accessories include:

cable, two-fers, adapters, iris, side arms, barndoors, booms, and bases.

Check with CCPA Electrics department regarding availability of moving light package



**Arena Stage View  
From USL box**